

Meet

DINO RXT/E

Higher. Lighter. Smarter.



DINOLIFT

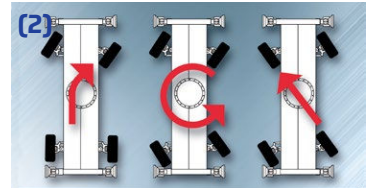
UP TO THE JOB

100% up to the job

- Diesel and all electric versions available
- Improved operator experience
- Superior boom performance
- Lightweight, excellent rough terrain access

Standard features in all DINO RXT/RXTE models:

- MyDINO Telematics service integrated
- Oscillating front axle **(1)**
- 4WD, 2WS / 4WS / Crab steering **(2)**
- Excellent gradeability up to 40 % **(3)**
- Automatic levelling **(4)**
- Great levelling capability up to 13.5°
- Low ground pressure, no damage on the ground
- Quick operation, all functions from the basket **(5)**



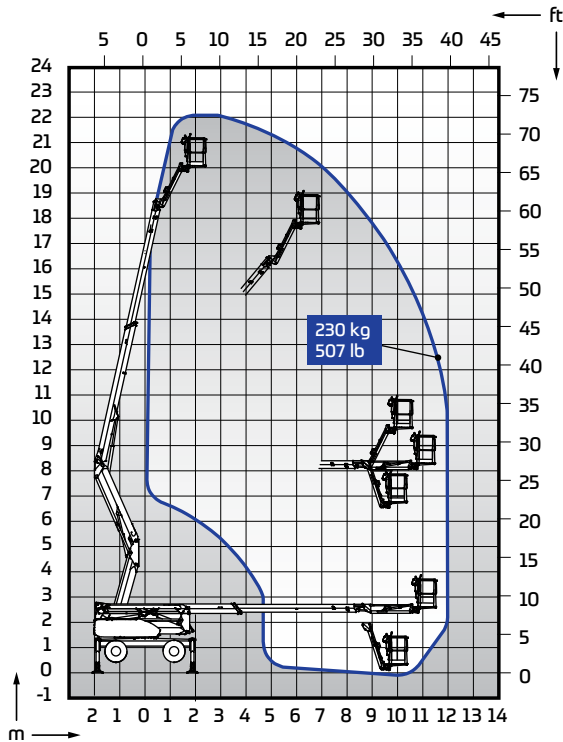
Options for all DINO RXT/RXTE models:

- Hydraulic generator 3.5 kW* **(6)**
- Different tyre configurations **(7-8)**
- Air compressor*
- Extra outrigger pads and brackets, 600 x 600 x 25 mm
- XL-basket 0.75 x 1.6 m with 250 kg lifting capacity
- One person basket 0.70 x 0.80 m **(9)**
- DINO SafeGuard secondary guarding **(10)**
- LED working lights, 2 x 13 W **(11)**
- LED driving lights **(12)**

*) Only available on RXT



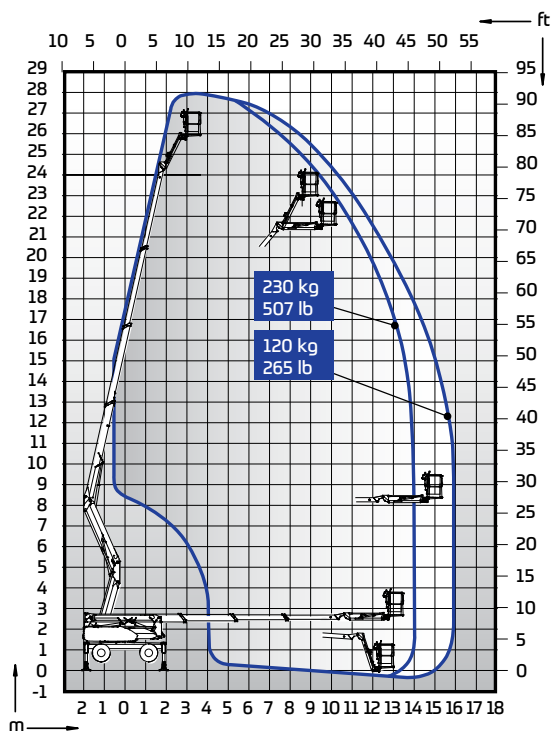
DINO 220RXT



Technical data

	Metric	Imperial
Max. working height	22.00 m	72 ft 2 in
Max. platform height	20.00 m	65 ft 7 in
Max. outreach	12.00 m	39 ft 4 in
Support width	4.6 / 4.2 m	15 ft 1 in / 13 ft 9 in
Lifting capacity	230 kg / 250 kg*	507 lbs / 551 lbs*
Basket size	0.7 x 1.3 m / 0.75 x 1.6 m*	2 ft 4 in x 4 ft 3 in / 2 ft 6 in x 5 ft 3 in*
Boom rotation	continuous	continuous
Basket rotation	180°	180°
Boom control	CAN-BUS, proport.	CAN-BUS, proport.
Jib	1.6 m / 140°	5 ft 3 in / 140°
Transport length	6.35 m	20 ft 10 in
Transport width	2.05 m	81 in
Transport height	2.37 m	7 ft 9 in
Weight	4700 kg	10360 lbs
Approach / departure angles	33.4°	33.4°
Ground clearance	0.33 m	1 ft 1 in
Four wheel drive	std	std
Steering, 2WS / 4WS / Crab	std	std
Power kW (cont./peak)	18.5 kW	18.5 kW
AC socket in the basket x 2	std	std
Automatic levelling	std	std
Gradeability	40 %	40 %
Drive speed	10.0 / 3.0 km/h	6.2 / 1.7 mph
Electric motor 110/230VAC, only for boom movements	option	option
Power source, Kubota D1105 EU Stage V, EPA/CARD Tier 4 Final	std	std

*) option



Technical data

	Metric	Imperial
Max. working height	28.00 m	91 ft 10 in
Max. platform height	26.00 m	85 ft
Max. outreach	16.00 m	52 ft 6 in
Support width	4.6 / 4.2 m	15 ft 1 in / 13 ft 9 in
Lifting capacity	230 kg	507 lbs
Basket size	0.7 x 1.3 m	2 ft 4 in x 4 ft 3 in
Boom rotation	continuous	continuous
Basket rotation	180°	180°
Boom control	CAN-BUS, proport.	CAN-BUS, proport.
Jib	1.6 m / 140°	5 ft 3 in / 140°
Transport length	5.82 m	19 ft 1 in
Transport width	2.05 m	81 in
Transport height	2.37 m	7 ft 9 in
Approach / departure angles	33.4°	33.4°
Ground clearance	0.33 m	1 ft 1 in
Four wheel drive	std	std
Steering, 2WS / 4WS / Crab	std	std
AC socket in the basket x 2	std	std
Automatic levelling	std	std
Gradeability	40 %	40 %
Drive speed	10.0 / 3.0 km/h	6.2 / 1.7 mph

Technical data

	280RXT	280RXTE AGM	280RXTE Lithium
Power source	Kubota D1105 EU Stage V, EPA/CARD Tier 4 Final	AGM battery	Lithium battery
Weight kg	4860	5100	4860
Weight lbs	10715	11244	10715
Power kW (cont./peak)	18.5 kW	15 / 20 kW	15 / 20 kW
Battery capacity	-	250 Ah	288 Ah
Battery heating	-	-	Std
Charger aggregate	-	Option, petrol	Option, petrol
Electric motor 110/230VAC	Option, only on RXT, only for boom movements	-	-



Dinolift Oy | Raikkolantie 145 • FI-32210 LOIMAA, FINLAND

Tel: +358 (0)20 1772 400 • E-mail: info@dinolift.com

DINOLIFT

UP TO THE JOB

www.dinolift.com

Technical specifications are subject to change without prior notice.

©Dinolift Oy | 5.9.2024