

Meet

**DINO RXT/E**

Higher. Lighter. Smarter.



**DINOLift**

UP TO THE JOB


**100% up to the job**

- Diesel and all electric versions available
- Improved operator experience
- Superior boom performance
- Lightweight, excellent rough terrain access



## Standard features in all DINO RXT/RXTE models:

- MyDINO Telematics service integrated
- Oscillating front axle **(1)**
- 4WD, 2WS / 4WS / Crab steering **(2)**
- Excellent gradeability up to 40 % **(3)**
- Automatic levelling **(4)**
- Great levelling capability up to 13.5°
- Low ground pressure, no damage on the ground
- Quick operation, all functions from the basket **(5)**

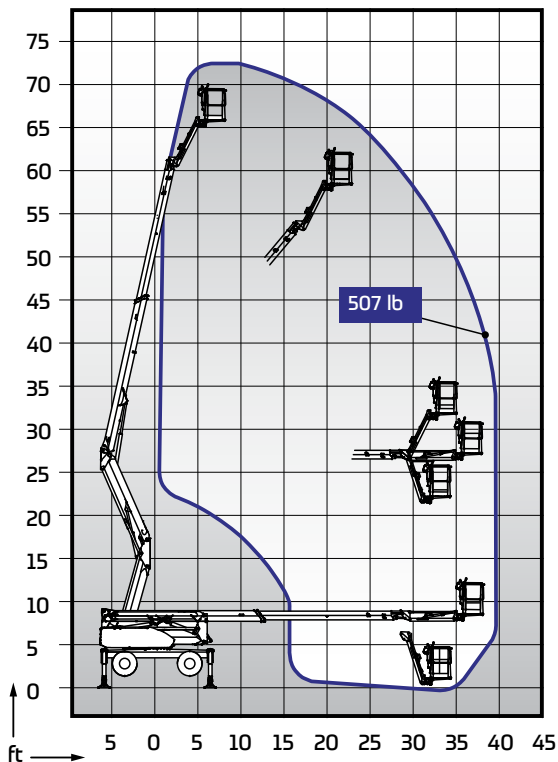


## Options for all DINO RXT/RXTE models:

- Hydraulic generator 3.5 kW\* **(6)**
- Different tyre configurations **(7-8)**
- Air compressor\*
- Extra outrigger pads and brackets, 24 x 24 x 1 in
- XL-basket, 551 lbs lifting capacity
- One person basket 2 ft 4 in x 2 ft 7 in **(9)**
- DINO SafeGuard secondary guarding **(10)**
- LED working lights, 2 x 13 W **(11)**
- LED driving lights **(12)**

\*) Only available on RXT





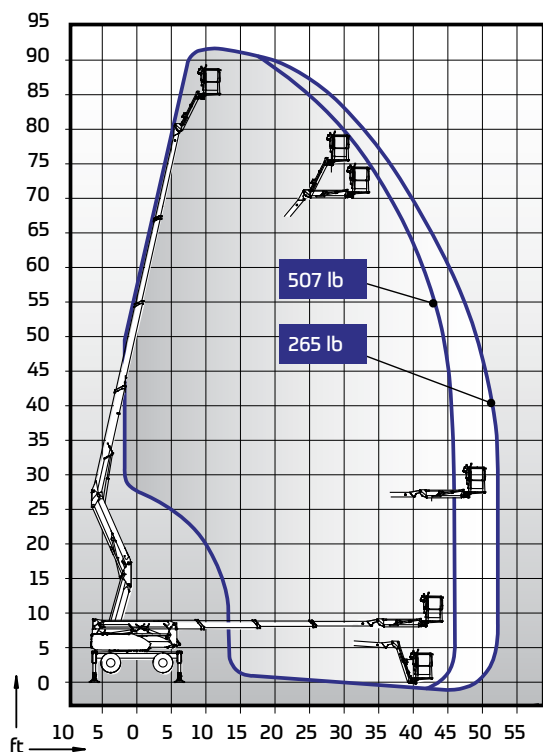
## Technical data

	72RXT
Max. working height	72 ft 2 in
Max. platform height	65 ft 7 in
Max. outreach	39 ft 4 in
Support width	15 ft 1 in / 13 ft 9 in
Lifting capacity	507 lbs / 551 lbs*
Basket size	2 ft 4 in x 4 ft 3 in / 2 ft 6 in x 5 ft 3 in*
Boom rotation	continuous
Basket rotation	180°
Boom control	CAN-BUS, proport.
Jib	5 ft 3 in / 140°
Transport length	20 ft 10 in
Transport width	81 in
Transport height	7 ft 9 in
Weight lbs	10360
Approach / departure angles	33.4°
Ground clearance	1 ft 1 in
Four wheel drive	std
Steering, 2WS / 4WS / Crab	std
AC socket in the basket x 2	std
Power source	Kubota D1105 EU Stage V, EPA/CARD Tier 4 Final
Power kW (cont./peak)	18.5 kW
Electric motor 110/230VAC*	Only for boom movements
Automatic levelling	std
Gradeability	40 %
Drive speed	6.2 / 1.7 mph

\* ) option

# DINO 92RXT

# DINO 92RXTE



## Technical data

	92RXT/E
Max. working height	91 ft 10 in
Max. platform height	85 ft
Max. outreach	52 ft 6 in
Support width	15 ft 1 in / 13 ft 9 in
Lifting capacity	507 lbs
Basket size	2 ft 4 in x 4 ft 3 in
Boom rotation	continuous
Basket rotation	180°
Boom control	CAN-BUS, proport.
Jib	5 ft 3 in / 140°
Transport length	19 ft 1 in
Transport width	81 in
Transport height	7 ft 9 in
Approach / departure angles	33.4°
Ground clearance	1 ft 1 in
Four wheel drive	std
Steering, 2WS / 4WS / Crab	std
AC socket in the basket x 2	std
Automatic levelling	std
Gradeability	40 %
Drive speed	6.2 / 1.7 mph

## Technical data

	92RXT	92RXTE AGM	92RXTE Lithium
Power source	Kubota D1105 EU Stage V, EPA/CARD Tier 4 Final	AGM battery	Lithium battery
Weight lbs	10715	11244	10715
Power kW (cont./peak)	18.5 kW	15 / 20 kW	15 / 20 kW
Battery capacity	-	250 Ah	288 Ah
Battery heating	-	-	Std
Charger aggregate	-	Option, petrol	Option, petrol
Electric motor 110/230VAC	Option, only on RXT, only for boom movements	-	-

DINO lightweight MEWPs are known for their quality, reliability and safety.  
We design and build every DINO at our factory in Finland.

We take no shortcuts. We make no compromises. We make machines that help you work  
at height with maximum confidence. In all conditions. In all terrains.

Get in touch with us to build your own DINO.



**Rte.27 Raymond, NH**

For sales reach out to  
devonp@raymondbucketguys.com / (603) 303-8364  
Office: (603) 895-3803  
317 Route 27, Raymond, NH 03077

**DINOLIFT**  
UP TO THE JOB



Dinolift Oy | Raikkolantie 145 • FI-32210 LOIMAA, FINLAND  
Tel: +358 (0)20 1772 400 • E-mail: info@dinolift.com

[www.dinolift.com](http://www.dinolift.com)

Technical specifications are subject to change without prior notice.

©Dinolift Oy 13.12.2022