

Meet

# DINO XT/XTB II

Reach high. Travel light.



**DINOLift**  
UP TO THE JOB

## 100% up to the job

- Working heights 16-26 m
- Up and over arms, telescopic boom with large outreach
- Reliable and easy to operate


## Standard features in all DINO XT/B II models:

- Driving system; easy to move at work site **(1)**
- Hydraulic basket rotation 180° \* **(2)**  
\*) except in 260XTD
- Spacious, easy-entry basket; capacity 215 kg **(3)**
- Large outrigger pads 280 x 360 mm
- Continuous rotation of the boom; easy and functional
- Stable to tow
- Easy and fast setup; perfect solution for short time jobs
- Simple to use, clear and informative controls **(4-5)**
- Powerful charger; machine can be operated directly when charging the batteries. (XTB II series)
- High-capacity batteries, 4 x 6VDC, 235Ah. Work one day with overnight charge. (XTB II series)



## Options for all DINO XT/B II models:

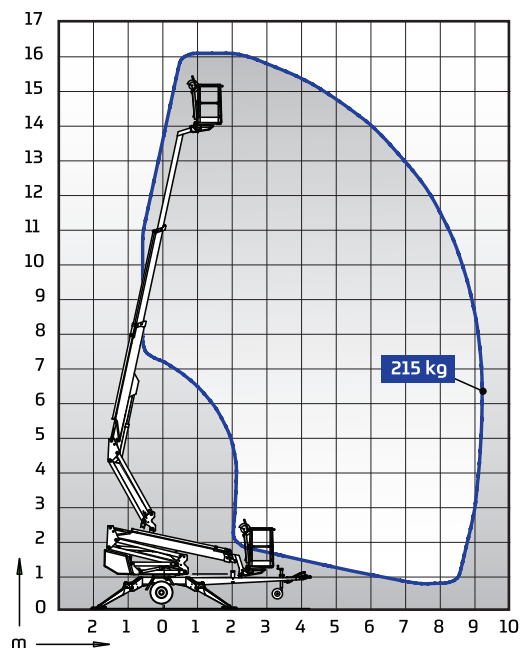
- Cable steering for driving\*  
\*) standard in XTB II series and in 260XTD
- Two joystick controls **(6)**
- Outrigger support indicator **(7)**
- Petrol or diesel engine\* (XT II series)  
\*) petrol engine standard in 210XT II and 260XTD
- Automatic levelling\*  
\*) standard in 260XTD
- LED working lights
- Extra outrigger pads 500 x 500 x 35 mm + bracket
- Lockable tool / harness box **(8)**
- Rack for tools and accessories
- Spare wheel
- DINO SafeGuard secondary guarding
- 2kW Honda generator + bracket for charging batteries where 230VAC is not available (XTB II series) **(9)**





# DINO 160XT/B II

- Maximum outreach with full basket load
- Compact size, transport length only 6.15 m
- Total weight less than 2000 kg including engine (160XT II)

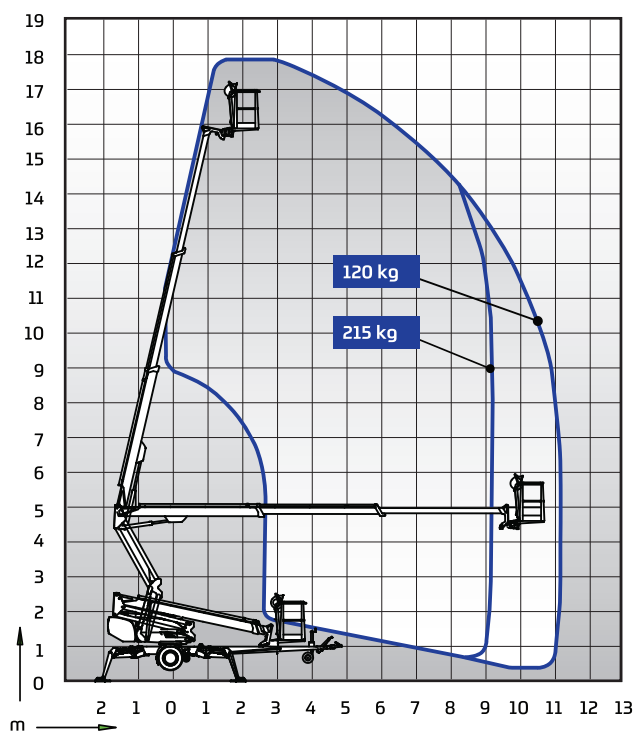


## Technical data

	160XT II	160XTB II
Max. working height	16.00 m	16.00 m
Max. platform height	14.00 m	14.00 m
Max. outreach	9.10 m	9.10 m
Support width	3.8 / 4.2 m	3.8 / 4.2 m
Lifting capacity	215 kg	215 kg
Basket size	0.7 x 1.3 m	0.7 x 1.3 m
Boom rotation	cont.	cont.
Basket rotation	180 °	180°
Boom control	proport.	proport.
Transport length	6.15 m	6.15 m
Transport width	1.80 m	1.80 m
Transport height	2.30 m	2.31 m
Weight	1990 kg	2195 kg
Driving system	std	std
AC socket in the basket x 2	std	std
Electric motor 110/230VAC	std	–
Petrol engine	opt.	–
Diesel engine	opt.	–
Batteries 235 Ah	–	std
DC Motor	–	std
Gradeability	25 %	25 %

# DINO 180XT/B II

- Spider outriggers; great levelling capability in slopy terrain
- Large outreach 11.2 m / 120 kg, 9.1 m / 215 kg

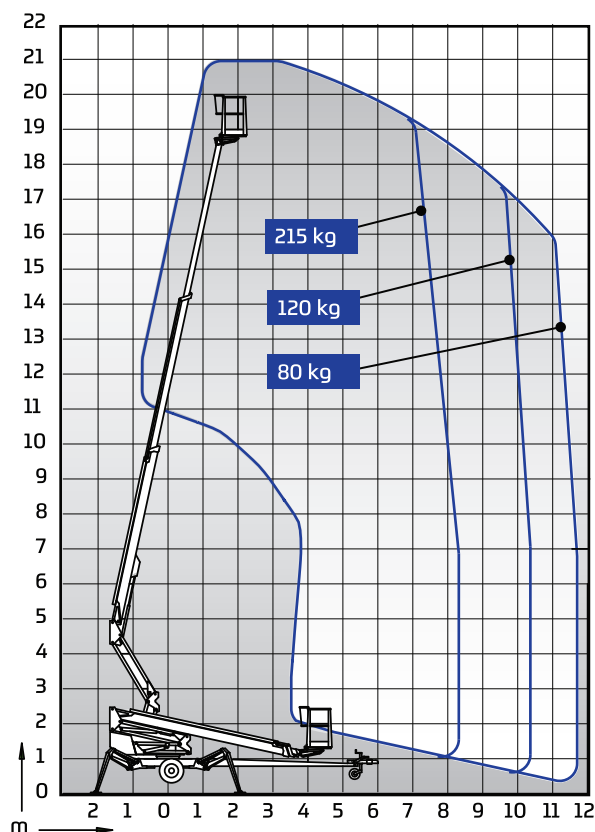


## Technical data

	180XT II	180XTB II
Max. working height	18.00 m	18.00 m
Max. platform height	16.00 m	16.00 m
Max. outreach	11.20 m	11.20 m
Support width	3.9 / 4.3 m	3.9 / 4.3 m
Lifting capacity	215 kg	215 kg
Basket size	0.7 x 1.3 m	0.7 x 1.3 m
Boom rotation	cont.	cont.
Basket rotation	180 °	180°
Boom control	proport.	proport.
Transport length	6.66 m	6.66 m
Transport width	1.95 m	1.95 m
Transport height	2.30 m	2.30 m
Weight	2315 kg	2380 kg
Driving system	std	std
AC socket in the basket x 2	std	std
Electric motor 110/230VAC	std	–
Petrol engine	opt.	–
Diesel engine	opt.	–
Batteries 235 Ah	–	std
DC Motor	–	std
Gradeability	25 %	25 %

# DINO 210XT/B II

- Spider outriggers; great levelling capability in slopy terrain
- Two power sources as standard, 230 VAC and petrol engine (diesel as option)

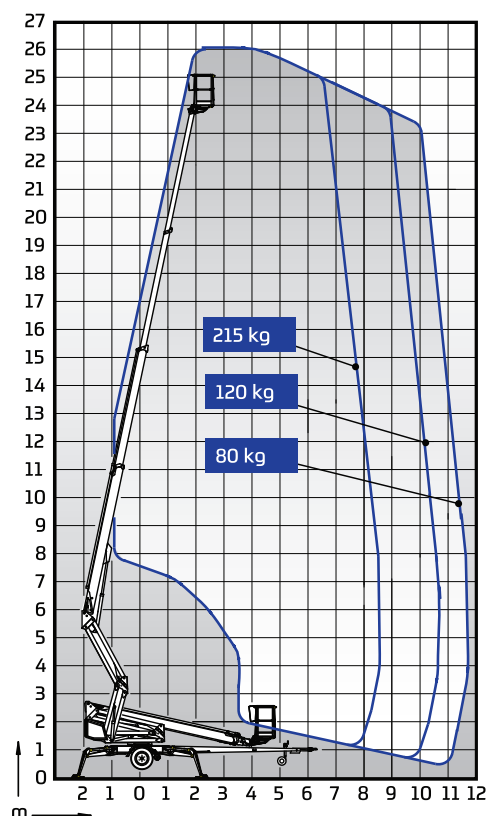


## Technical data

	210XT II	210XTB II
Max. working height	21.00 m	21.00 m
Max. platform height	19.00 m	19.00 m
Max. outreach	11.70 m	11.70 m
Support width	3.9 / 4.3 m	3.9 / 4.3 m
Lifting capacity	215 kg	215 kg
Basket size	0.7 x 1.3 m	0.7 x 1.3 m
Boom rotation	cont.	cont.
Basket rotation	180 °	180°
Boom control	proport.	proport.
Transport length	7.92 m	7.92 m
Transport width	1.95 m	1.95 m
Transport height	2.33 m	2.33 m
Weight	2475 kg	2610 kg
Driving system	std	std
AC socket in the basket x 2	std	std
Electric motor 110/230VAC	std	–
Petrol engine	std	–
Diesel engine	opt.	–
Batteries 235 Ah	–	std
DC Motor	–	std
Gradeability	25 %	25 %

# DINO 260XTD

- Driving, operation of outriggers and boom movements from the basket
- Two power sources as standard, 230 VAC and petrol engine (diesel as option)



## Technical data

	260XTD
Max. working height	26.00 m
Max. platform height	24.00 m
Max. outreach	11.70 m
Support width	4.40 / 4.85 m
Lifting capacity	215 kg
Basket size	0.7 x 1.3 m
Boom rotation	cont.
Basket rotation	90 °
Boom control	proport.
Transport length	8.11 m
Transport width	2.05 m
Transport height	2.43 m
Weight	3495kg
Driving system	std
AC socket in the basket x 2	std
Electric motor 110/230VAC	std
Petrol engine	std
Diesel engine	opt.
Gradeability	25 %
Drive from the basket	std

Dinolift Oy | Raikkolantie 145 • FI-32210 LOIMAA, FINLAND

Tel: +358 (0)20 1772 400 • E-mail: info@dinolift.com

[www.dinolift.com](http://www.dinolift.com)

Technical specifications are subject to change without prior notice.

©Dinolift Oy | 11.8.2020